

# Friday's Task Number 1


Thinking about the 6 key events in *The Bleeding Scream* chapter, plot August's different feelings for each one on the feelings graph, to show how his emotions fluctuate.

An example has been completed for you.

There is a blank copy of the graph for you to print, or you can draw your own.

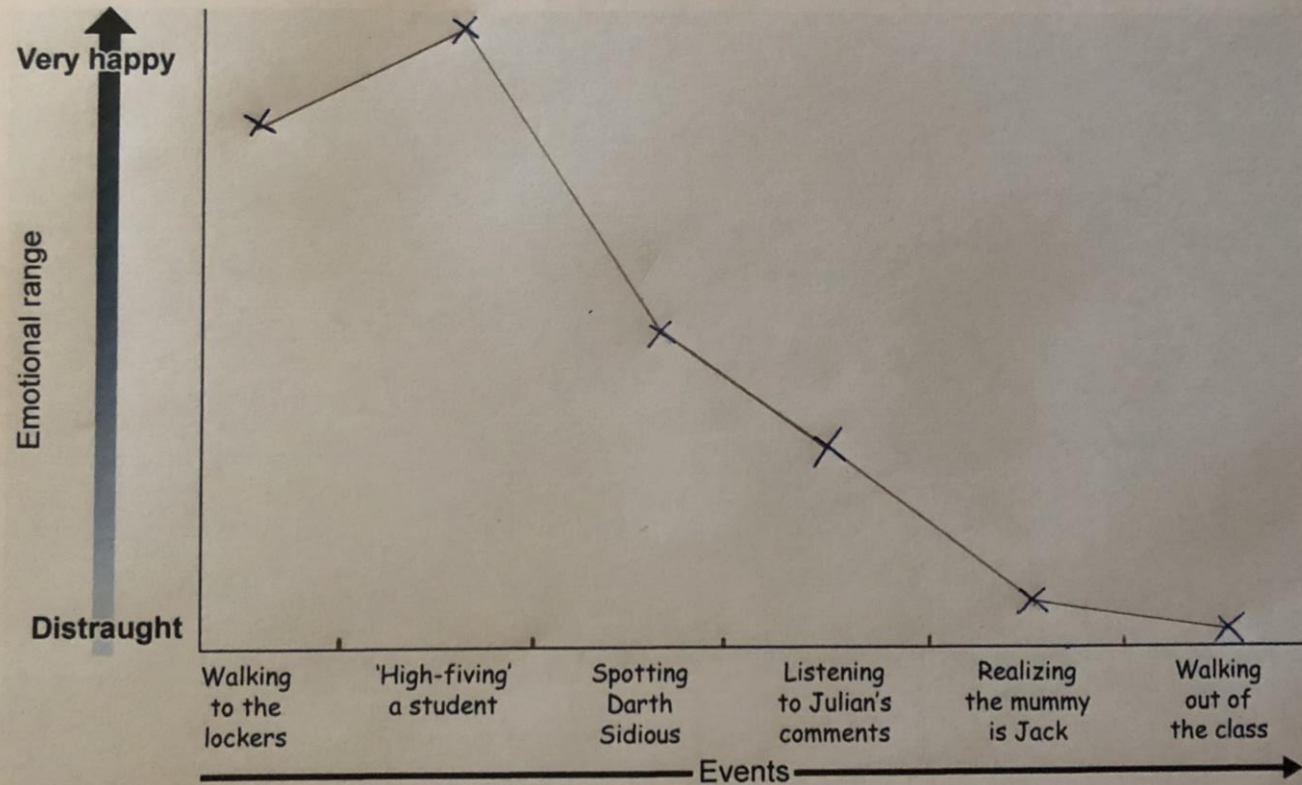


## *The Bleeding Scream*

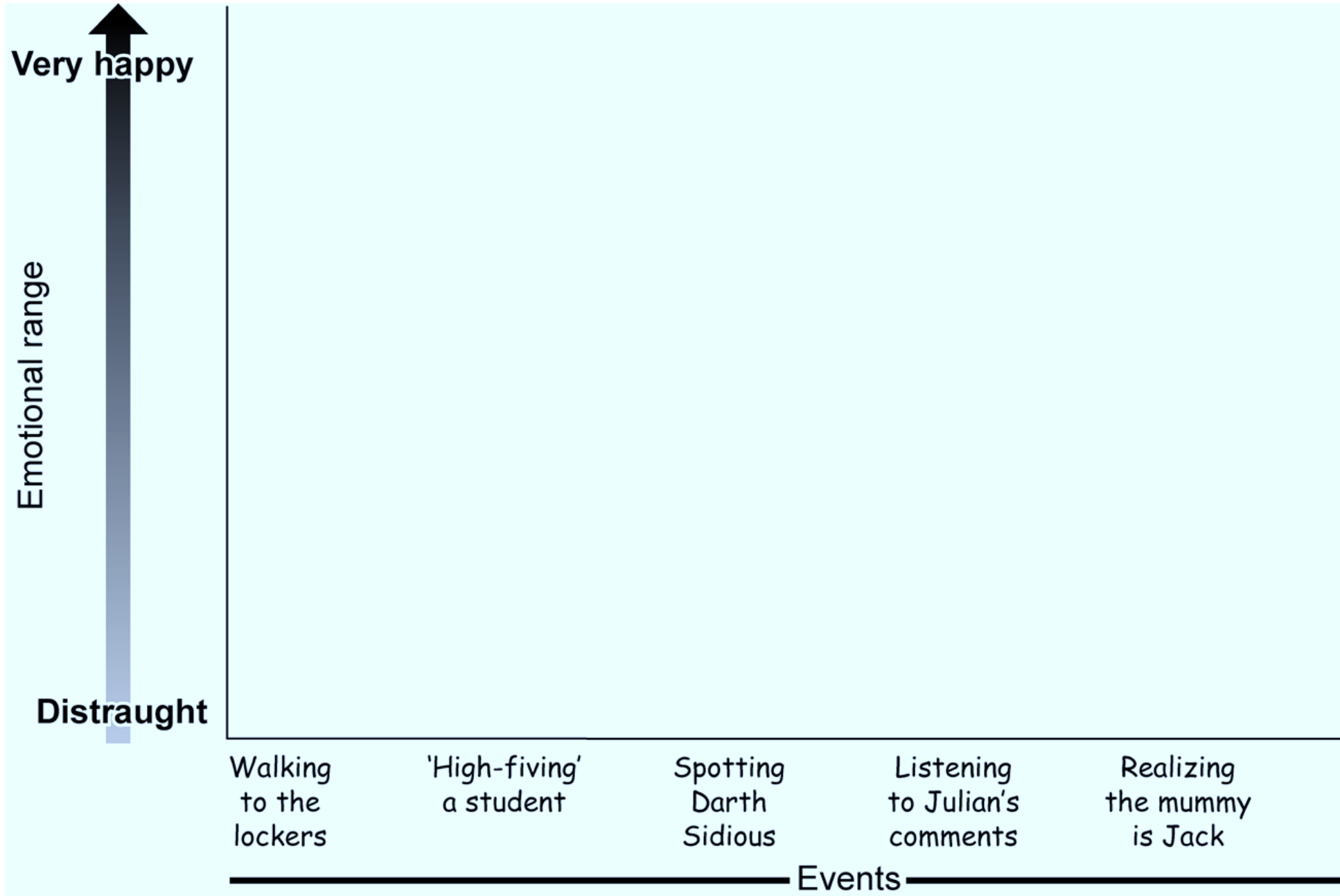


Draw a cross in pencil to indicate how August is feeling in each event column. The higher the cross, the happier Auggie is feeling – the lower the cross, the worse he is feeling.

## The Bleeding Scream



Now join each cross with a ruler line to the next – this will show the rise/fall of Auggie's feelings and emotions over the course of the chapter.



## Friday's Task Number 2

You will create 5 short explanations showing how August was feeling during each of the key events we have looked at today. You need to find evidence from the text to support your ideas.

The first event has been completed for you as an example.

You can use the sentence structures provided or create your own! Do not write on the sheet – write the sentences out in full in your books.

The list of adjectives and synonyms for the different feelings we looked at in the session are also included.



Thinking about the feelings graph you have completed, choose one of these adjectives that you think best describes August's feelings and emotions at each of the key events. You will then use these to complete your explanations, using evidence from the text to support your ideas.

Walking to the lockers

'High-fiving' a student

Spotting Darth Sidious

Listening to Julian's comments

Realising the mummy is Jack

Walking out of class

Distraught	Angry	Sad	OK	Happy	Very Happy
Agonised	Outraged	Miserable	Alright	Pleased	Elated
Distressed	Enraged	Sorrowful	Fine	Cheerful	Ecstatic
Dejected	Furious	Down in the dumps	Reasonable	Joyful	Overjoyed
Devastated	Betrayed	Heartbroken	Not bad	Upbeat	Exuberant
Shattered	Hurt	Dejected	So-so	Glad	Carefree
Destroyed	Let down	Upset		Chipper	Delighted

# Writing explanations using evidence from the text.

## Example:

I think Auggie was overjoyed when he was walking to the lockers because he had a mask on and 'everything was different'. He could walk around with his head held high for once.

Use these sentence structures to help you provide an explanation for how August was feeling at different points in the chapter, using evidence from the text to support your ideas. Write your sentences in your book – you can use your own sentence structures if you wish!


When August was high-fiving people he felt/he was \_\_\_\_\_ because ...

Spotting Darth Sidious, August felt \_\_\_\_\_ because...

August felt \_\_\_\_\_ when he was listening to Julian's comments because...

After realising the mummy was Jack, August felt \_\_\_\_\_ because...

As August walked out of the class, he felt \_\_\_\_\_ because...



Don't forget to use those great feelings adjectives!