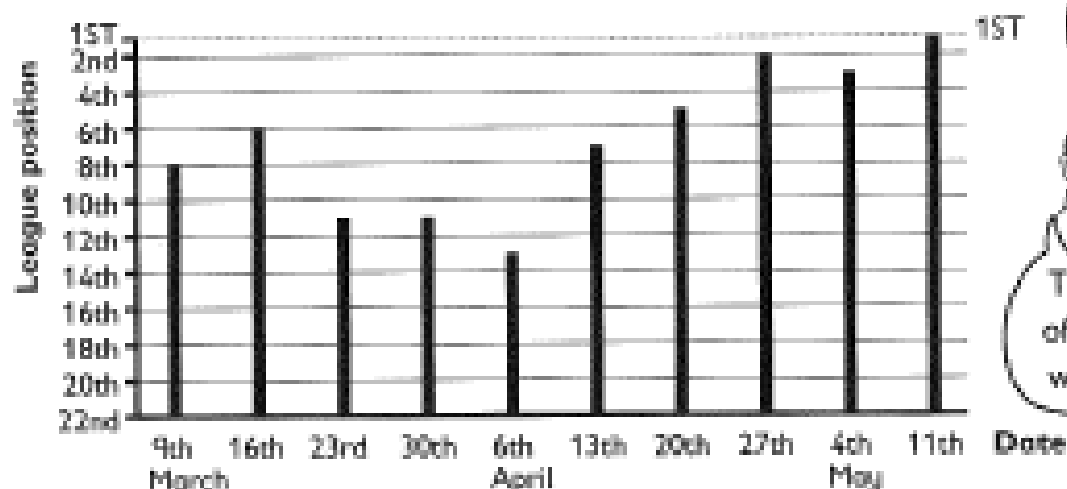


# Starting Point

## Whitby Town

The bar line chart shows the league position of Whitby Town football club during the last ten weeks of the season.



There are 22 teams.



The last day of the season was 11 May.

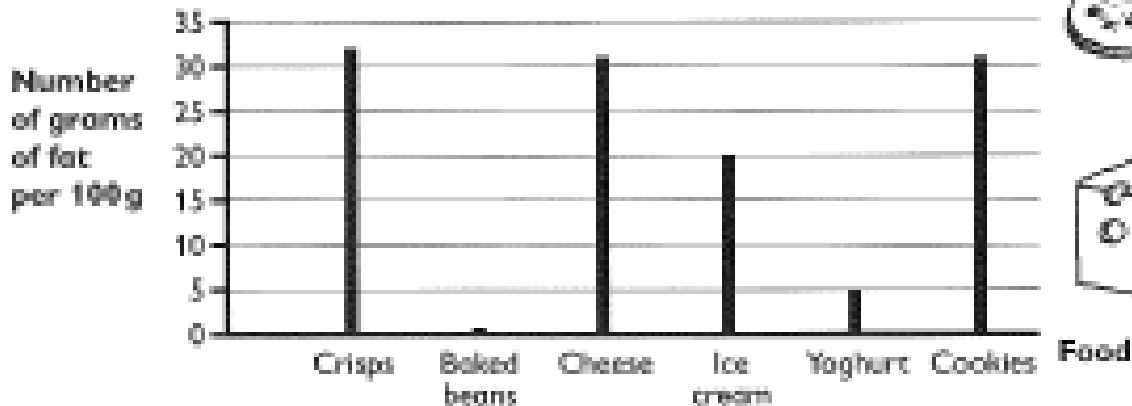
- In which position were Whitby on: (a) 9 March? 8th  
(b) 20 April? \_\_\_\_\_ (c) the last day of the season? \_\_\_\_\_
- On which date were Whitby in: (a) 6th position? \_\_\_\_\_  
(b) 3rd position? \_\_\_\_\_ (c) their lowest position? \_\_\_\_\_
- By how many positions did the team rise between 6 April and 13 April? \_\_\_\_\_
- By how many positions did the team fall between 16 March and 23 March? \_\_\_\_\_
- For how many weeks were they below 6th position? \_\_\_\_\_



# Feeling Happy

## Fat free?

The bar line chart shows the number of grams of fat in every 100 grams of different foods.



- How many more grams of fat are there in 100g of:  
(a) cookies than yoghurt? \_\_\_\_\_ g      (b) crisps than beans? \_\_\_\_\_ g
- In 100g, which food has:  
(a) the least fat? \_\_\_\_\_      (b) the most fat? \_\_\_\_\_
- A bag of crisps contains 25g of crisps.  
(a) If you eat 100g of crisps, how many bags is this? \_\_\_\_\_  
(b) How many grams of fat are in one bag of crisps? \_\_\_\_\_ g



The recommended amount of fat to eat each day is 70g for a woman and 95g for a man.



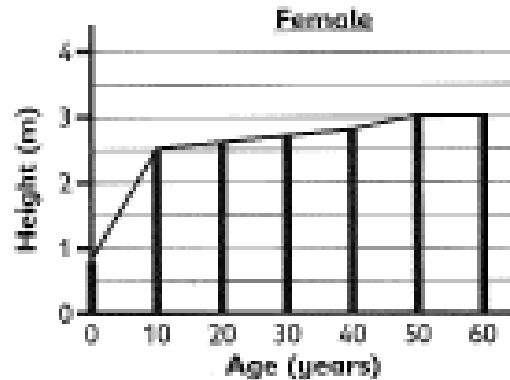
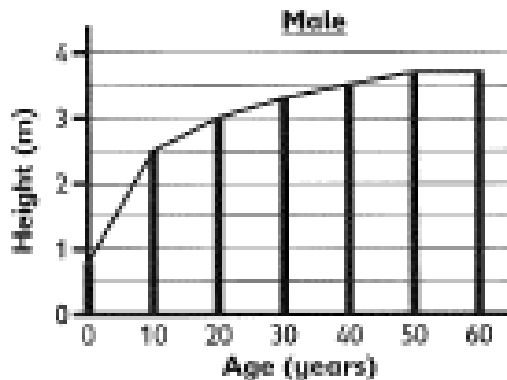

- If a woman and a man ate only crisps for a day, how many whole bags could they eat without going over the recommended amount?  
(a) woman \_\_\_\_\_      (b) man \_\_\_\_\_



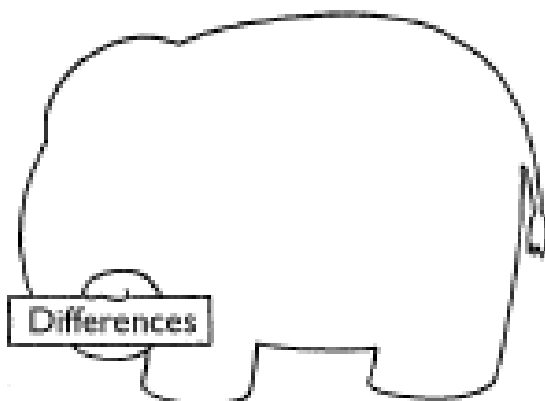
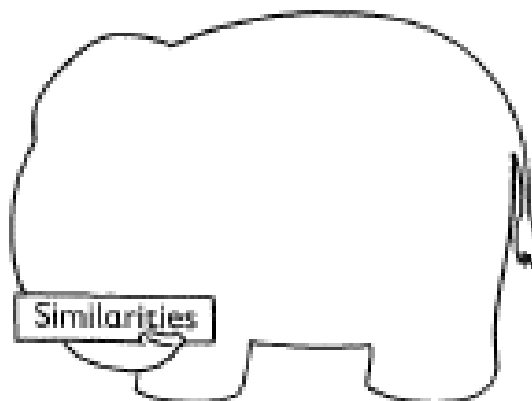
## Elephants



The bar line charts show the growth rates of male and female African elephants.



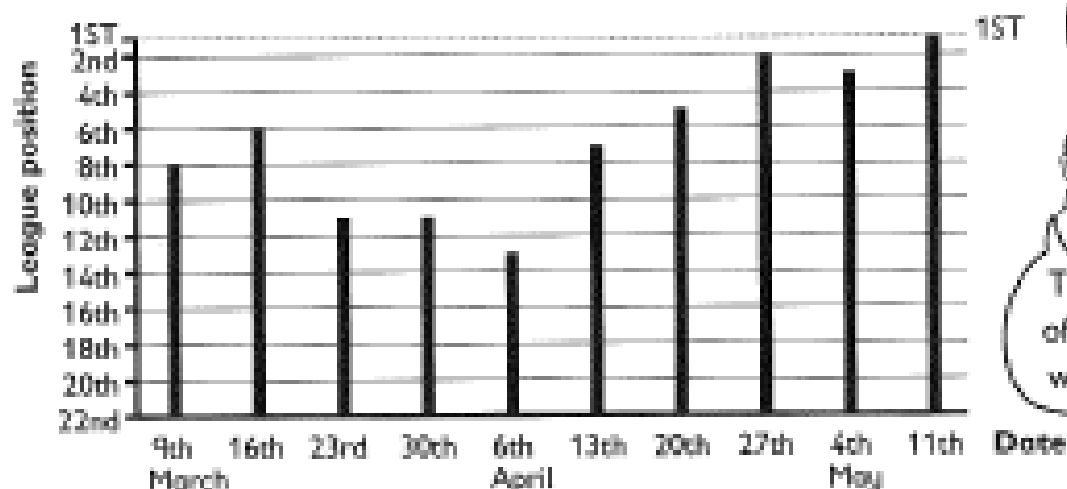
- About how tall is a male elephant aged:
    - 10? 2.5 m
    - 20? \_\_\_\_\_ m
    - 30? \_\_\_\_\_ m
    - 50? \_\_\_\_\_ m
  - About how tall is a female elephant aged:
    - 10? \_\_\_\_\_ m
    - 20? \_\_\_\_\_ m
    - 30? \_\_\_\_\_ m
    - 50? \_\_\_\_\_ m
  - At what age do the elephants stop growing? \_\_\_\_\_
  - Between which ages is a female elephant the same size as a male elephant?  
between \_\_\_\_\_ and \_\_\_\_\_ years
- Compare the two charts. Write as many similarities and differences as you can between the growth rates of male and female elephants.



# Starting Point

## Whitby Town

The bar line chart shows the league position of Whitby Town football club during the last ten weeks of the season.



There are 22 teams.



The last day of the season was 11 May.

- In which position were Whitby on: (a) 9 March? 8th  
(b) 20 April? 5th (c) the last day of the season? 1st
- On which date were Whitby in: (a) 6th position? 16 March  
(b) 3rd position? 4 May (c) their lowest position? 6 April
- By how many positions did the team rise between 6 April and 13 April? 6
- By how many positions did the team fall between 16 March and 23 March? 5
- For how many weeks were they below 6th position? 5

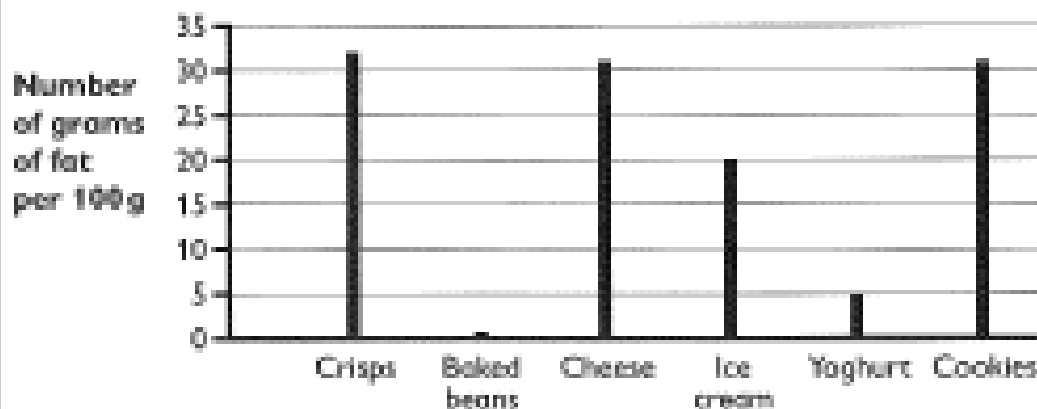


# Feeling Happy

Mark it correct if you have given an answer close to the ones below.

## Fat free?

The bar line chart shows the number of grams of fat in every 100 grams of different foods.



1. How many more grams of fat are there in 100g of:

(a) cookies than yoghurt? 26g      (b) crisps than beans? 31g

2. In 100g, which food has:

(a) the least fat? Baked beans      (b) the most fat? crisps

3. A bag of crisps contains 25g of crisps.

(a) If you eat 100g of crisps, how many bags is this? 4 ( $25 \times 4 = 100$ )

(b) How many grams of fat are in one bag of crisps? 8 ( $32 \div 4 = 8$ )



The recommended amount of fat to eat each day is 70g for a woman and 95g for a man.



4. If a woman and a man ate only crisps for a day, how many whole bags could they eat without going over the recommended amount?

(a) woman 8 ( $8 \times 8g = 64g$ )      (b) man 11 ( $11 \times 8g = 88g$ )

# Hot Stuff

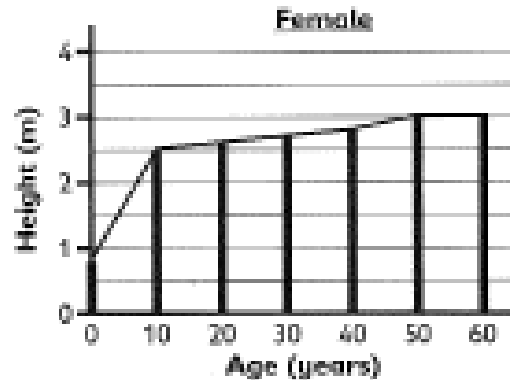
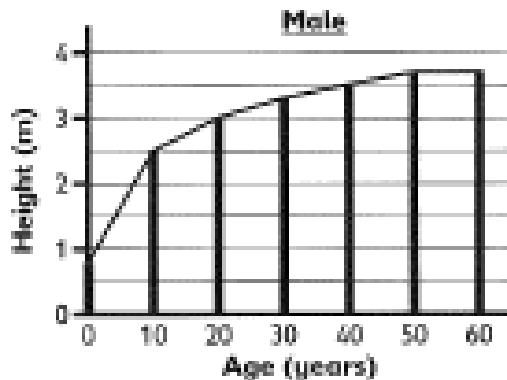

Mark it correct if you have given an answer close to the ones below.



## Elephants



The bar line charts show the growth rates of male and female African elephants.



1. About how tall is a male elephant aged:

(a) 10? 2.5 m (b) 20? 3 m (c) 30? 3m 30cm (d) 50? 3m 70cm

2. About how tall is a female elephant aged:

(a) 10? 2.5m m (b) 20? 3m 60cm (c) 30? 2m 70cm (d) 50? 3 m

3. At what age do the elephants stop growing? \_\_\_\_\_

4. Between which ages is a female elephant the same size as a male elephant?

between 0 and 10 years

• Compare the two charts. Write as many similarities and differences as you can between the growth rates of male and female elephants.

Whatever you may have noticed about the 2 graphs.

Similarities

Differences